

Tronic Transformer SNTF II 35 – 105

Order No.: 0370 00

Function

Use for 12 V halogen lamps. Only to be dimmed via TRONIC dimmer (phase cut-off-dimmer) or GIRA Universal dimmer insert.

Protection for overload and overtemperature

Automatic reduction of power to approx. 70 % respectively switching-off at further warming up.
Automatic restarting after cooling down.

Short-circuit protection

Cut-off with automatic restarting after repair of the short-circuit.

Indication of Danger

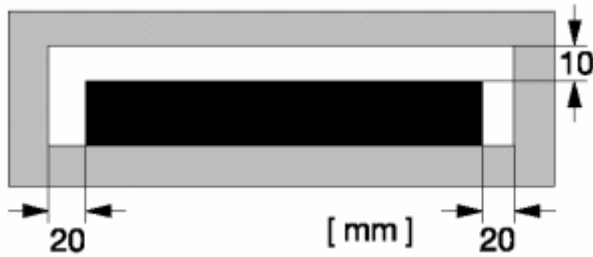
Caution! The installation and assembly of electrical equipment may be carried out only by a skilled person.

Instruction for installation

TRONIC transformer power units are spike-proof according to EN 61047. For the protection against higher overvoltages (caused by switching fluorescent lamps, discharge lamps, motors and by other inductive loads), install a separate load circuit for TRONIC transformer power units. Otherwise, defects of the transformer may be caused by spikes when the circuit is switched.

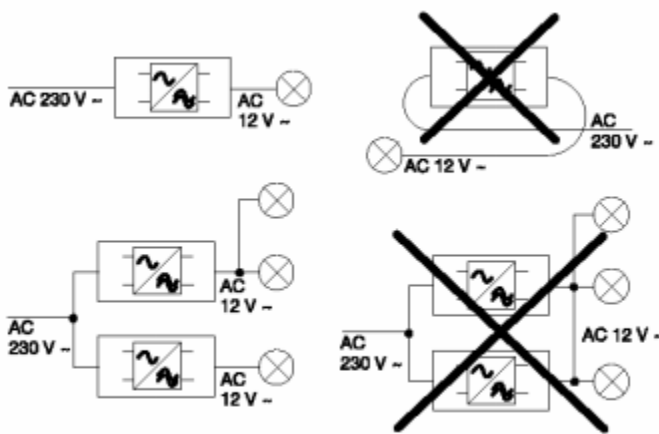
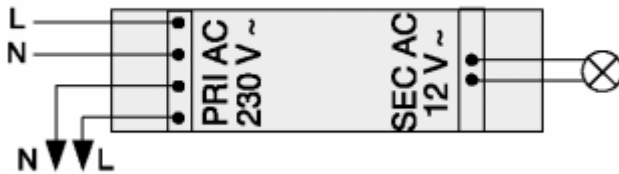
If there is a hazard of mains peaks, use an additional overvoltage protection unit at the primary end in parallel with the TRONIC transformer power units.

Please consider performance of transformer. Underload may lead to flickering.



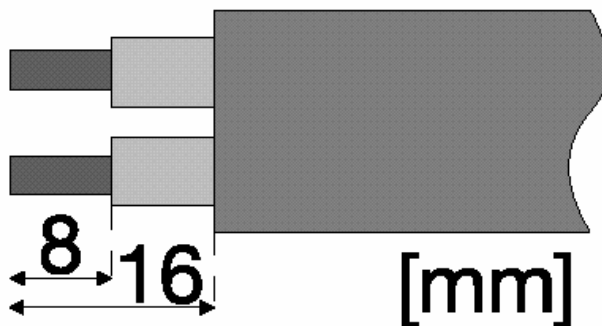
Install and connect as shown in the illustration. Keep double the distance from transformer to transformer.

Avoid heat sources (e. g. lamps) in the vicinity of transformers. In critical cases, measure the temperature at the Tc point.



Secondary circuit maximum length 2 m (to keep interference suppression).

Do not connect the secondary circuit with other TRONIC transformers and do not lay it in the vicinity of the mains supply line.



TRONIC transformers with cable pull-relief for mains with at least H 05 VV-F 2x1,5 mm². For the stripping lengths for the outer cable covering, refer to the illustration.

Technical Data

Design:	172,5 x 42 x 18 mm
Rated load:	35 ... 105 W T50
Rated voltage:	AC 230 V ~
mains free frequency:	50 / 60 Hz
Output voltage:	11,8 V eff; ~ 40 kHz
Mains current:	0,45 A (105 W)
Maximum environmental temp.:	50 °C
Maximum housing temperature:	80 °C

Acceptance of guarantee

We accept the guarantee in accordance with the corresponding legal provisions.

Please return the unit postage paid to our central service department giving a brief description of the fault:

Gira
Giersiepen GmbH & Co. KG
Service Center
Dahlienstrasse 12
D-42477 Radevormwald



The CE sign is a free trade sign addressed exclusively to the authorities and does not include any warranty of any properties.

Gira
Giersiepen GmbH & Co. KG
Postfach 1220
D-42461 Radevormwald

Telefon: +49 / 21 95 / 602 - 0
Telefax: +49 / 21 95 / 602 - 339
Internet: www.gira.de